

FUELLING PASSION, SINCE 1901



*Reflect Your Passion™*

**2022** BRILLIANT  
**SOLUTIONS**




**NEW!**  
FOR 2022

# CERAMIC MADE EASY!



**PROTECTION & DURABILITY  
BEYOND CONVENTIONAL WAX.**





|    |                           |
|----|---------------------------|
| 02 | WHAT'S NEW!               |
| 04 | HISTORY                   |
| 05 | SHOW CAR PAINT IN 5 STEPS |
| 06 | FAQ                       |
| 08 | STEP 1: WASH              |
| 14 | WHEELS & TYRES            |
| 18 | STEP 2: CLEAN & PREP      |
| 22 | STEP 3: POLISHING         |
| 24 | STEP 4: WAX / PROTECT     |
| 28 | STEP 5: MAINTAIN          |
| 30 | PERFECT INTERIORS         |
| 36 | OTHER SURFACES            |
| 41 | ACCESSORIES               |
| 48 | MACHINE POLISHING         |

*Reflect Your Passion*

# WHAT'S NEW 2022!



## HYBRID CERAMIC TRIM RESTORER

Hybrid Ceramic Trim Restorer utilizes advanced SiO2 technology to create restored darkness and shine to exterior trim pieces while delivering durability that lasts against the elements. The perfect solution to revitalize surfaces, add a dark rich shine, and offer much-needed hybrid ceramic protection to defend against the sun and elements

473ml

Product Code: G220316EU | £19



## HYBRID CERAMIC PRE-WAX PREP

Hybrid Ceramic Pre-Wax Prep removes minor defects quickly with fine polishing agents while simultaneously feeding the paint with polishing oils, leaving the paint glossy and making colours pop! Additionally, it leaves behind a fine layer of Hybrid Ceramic protection that acts as the foundation for Meguiar's Hybrid Ceramic paint protection products! Feeling more like a wax than a traditional compound, it goes on smooth and wipes off with ease!

473ml

Product Code: G220416EU | £20



## KEEP CLEAR HEADLIGHT COATING

Keep Clear Headlight Coating is a proprietary spray coating that helps to improve and maintain optical clarity on freshly cleaned or restored headlights for up to a year. This unique formula provides durable UV protection and comes in an easy-to-use aerosol spray application. So, whether you've just restored your headlights or you just want to keep your new headlights looking new, Keep Clear Headlight Coating will give you the long-lasting clarity you're looking for.

118ml

Product Code: G17804EU | £17



## ULTIMATE INTERIOR SHINE PROTECTANT

Ultimate Interior Shine Protectant creates a rich, dark, and durable high gloss finish on unpainted vinyl, plastic, and rubber surfaces. This premium protectant spreads easily without streaking and creates a dark, high gloss shine that improves the appearance of surfaces like dashboards, door panels, consoles, tires, wheel wells, and exterior trim.

473ml

Product Code: G220216EU | £17



Reflect Your Passion™



## SUPREME ANGLED WHEEL BRUSH

45-degree angled brush to make cleaning the barrels of your wheels easy! Thick microfibre pile head cleans gently and effectively and is completely safe for wheel cleaning on all wheel finishes including alloys, painted and chrome. No metal parts in the brush makes them 100% safe to use with no scratches. Premium solid shaft for improved durability

Medium

Product Code: X190700EU | £23



## MULTI-PURPOSE BRUSH

The perfect 'multi-purpose' brushes. Soft synthetic bristles make these brushes safe to use for all your detailing jobs from dusting the interior vents to cleaning the exterior badges on the car.

Product Code:

Medium: X210500EU | £10

Large: X210600EU | £12



## CARPET & INTERIOR BRUSH

Two brushes in one! Yellow bristles are stiffer for agitating more stubborn stains. Orange bristles are softer and suitable for cleaning carpets, fabrics, and plastics

Easy to use shape to fit the palm of your hand carpet and interior cleaning: A must-have carpet & interior car cleaning accessory

Product Code: X1000EU | £16



## DUO TWIST DRYING TOWEL

The Duo Twist Drying Towel is our most effective and best performing drying towel with duo twist microfibres that make this our most absorbent (& ultra-soft) drying towel yet! It is completely safe on all paint finishes

Microfibre: 1200gsm. Microfibre composition: 87% Polyester & 13% Polyamide. 50cm x 90cm

Product Code: X210400EU | £30



# OUR HISTORY

What began over a century ago as a simple furniture polish laboratory in the garage of founder Frank Meguiar Jr., has spanned four generations of the Meguiar family.

In his wildest dreams, it's doubtful that Frank Meguiar, Jr., could have foreseen what his first bottle of furniture polish in 1901 would evolve into over the next 100+ years.

Meguiar's®, Inc. has become the global leader in appearance care and is proud to offer our next generation of products, tools and accessories to serious car enthusiasts. We strive to set an entirely new standard for quality and performance in the industry.

From his first bottle of furniture polish, Frank Meguiar, Jr. built his business on excellent products and an understanding of his consumer's needs. Today, Meguiar's® enduring and strong relationship with serious car enthusiasts worldwide has created a level of trust and respect for the brand that transcends our products and embodies the lifestyle of the car hobby. To this day, Meguiar's® are still committed to delivering products and building relationships that excite and unite car enthusiasts and professionals worldwide.





THE DETAILING GUIDE...

# SHOW CAR PAINT IN 5 STEPS

## 1: WASH

Wash your car using a specially formulated car wash and conditioner. Dish washing soaps & detergents strip your car's wax and can dry your paint out leading to a loss of gloss and shine. All Meguiar's® washes are also environmentally safe.

## 2: CLEAN/PREP

Check for & remove above-surface contaminants like tree sap mist with Meguiar's® Smooth Surface™ Clay Kit before checking for below-surface defects. The most effective way to remove below surface paint problems like oxidation, fine scratches and swirls is to use a clear coat safe paint cleaner like Meguiar's® Ultimate Compound.

## 3: POLISHING (OPTIONAL)

Polishing is recommended as an optional step, prior to waxing to help create the ultimate in high gloss, especially for dark-coloured cars.

## 4: WAX/PROTECT

To protect and add a brilliant shine to your paint's surface, use only premium car wax products like Meguiar's® Ultimate Wax and Hybrid Ceramic Liquid Wax.

## 5: MAINTAIN

Regular maintenance removes above-surface contaminants like bird droppings or tree sap before they have time to bond or etch into your paint finish. Meguiar's® Hybrid Ceramic Detailer® or Meguiar's® Ultimate Quik Detailer® dramatically extends the durability of your wax protection & safely removes dust and grime between washes.

# FREQUENTLY ASKED QUESTIONS

## WHAT'S YOUR BEST WAX?

What's best for you may be different from the next car guy. What's most important to you? Latest in cutting edge, technology & intense water beading? Meguiar's® Hybrid Ceramic Wax will WOW you! Durable protection with sustainable gloss and slickness? Meguiar's® Ultimate Wax is "Best". Do you prefer a natural carnauba wax? You'll love our Meguiar's® Gold Class™ Carnauba Plus Wax with premium carnauba. Cost/value/time-saving? Then it's the tried-&-true, all in one action of our 3in1 Wax.

## WHAT'S THE BEST PRODUCT TO USE ON MY NEW CAR?

All of Meguiar's® products are safe to use on your new car, but brand new cars are unique in that the paint should be in excellent condition. If you adopt just a few routine maintenance procedures, you can keep your car looking new for a long, long time. As Barry Meguiar often says, "Frequent car care is EASY car care!"

Follow the 5 steps to paint care, using products designed for automotive care.

- Wash your car weekly, using a quality microfibre wash mitt and premium car wash/shampoo.
- Apply a high quality automotive wax 3-4 times a year.
- Maintain your car in-between washes by using a mist and wipe Meguiar's® Hybrid Ceramic Detailer or Meguiar's® Ultimate Waterless Wash & Wax to remove dust & contaminants.
- Clay your car as needed.
- Protect your interior and exterior trim and tyres with quality protectants and tyre dressing.

## HOW DO I GET RID OF SWIRL MARKS AND SCRATCHES?

Short answer: Ultimate Compound is our 'go to' product. It depends on the severity and extent of the blemish. First, if you can catch your fingernail in the scratch, you will need professional help to correct it as it's very deep. We recommend the following: For very

light scratches and swirls, Meguiar's® Ultimate Compound may be used by hand with a Meguiar's® Even Coat Mircofibre Applicator Pad. For heavier scratches, oxidation, or just generally neglected paint, Meguiar's® Ultimate Compound can be applied with the Meguiar's® MT320 Dual Action Polisher. If you have an isolated scratch, fingernail mark or light scuff, Meguiar's® ScratchX® will safely provide the muscle to remove it.

## WHAT'S A "DUAL ACTION" POLISHER AND WHY SHOULD I USE IT?

While most professional detailers use a DA, they are definitely not restricted to "Pro" use only. Overall, the DA will produce better results, faster. Meguiar's® DA Power System & Meguiar's® MT320 DA Polisher have been designed, along with our pads for both do it yourself & professional use. These fantastic machines make paint correction a breeze, and you can also apply a coat of your favourite wax in virtually no time. The best thing about Meguiar's®

DA Polisher is it's completely safe to use and will not damage or "burn through" your paint like a rotary can.

## HOW DO I REMOVE WATER SPOTS?

The obvious answer is to prevent getting water spots in the first place by keeping your vehicle waxed and maintained, as well as washing and drying the vehicle in the shade and when the surface is cool. For those times where you do get that nasty, water spot surprise, we recommend Ultimate Compound, after you've washed your car (of course!)

## WHICH IS BETTER: SPRAY, LIQUID OR PASTE WAX?

It depends on your goal or expectation. Our Meguiar's® Hybrid Ceramic Wax, for example, delivers amazing results and you can "wax" your car in just minutes. Paste & liquid waxes also add gloss & deep reflections. Between paste and liquid waxes, it's really a matter of personal preference as both deliver long-lasting protection, gloss and shine.





## THE DETAILING GUIDE... STEP 1

# WASH

The vehicle should be hosed down while the bodywork is cool or in the shade. A jet wash can be used, however be cautious not to work too closely to the panel and always spray at a 45-degree angle to blow the dirt and grime away from the paintwork. You can also use a pre-wash such as Ultimate Snow Foam with our Ultimate Snow Foam Cannon to help loosen heavy contaminants before a traditional car wash.

Dishwashing detergents should be avoided as they strip off your wax protection and then pull the vital oils out of the paint, drying out your paint and accelerating the oxidation process. When you wash your car, only use a pH balanced car shampoo, like Meguiar's® Ultimate Wash & Wax. This will enhance the appearance of your paint finish without stripping any polish and wax.

Use the two-bucket method with a grit guard to ensure the dirt is separated from the main washing solution. The grit guard inserts

into the bottom of the bucket and the fins of the grit guard stop any sediment being swirled back into the washing solution. Firstly, charge the wash mitt in the bucket with the soapy car wash solution and wash the panel. Then, rinse the mitt in the second bucket of clean water to separate out the dirt and grit. Then return to bucket with the car wash solution to carry on washing the car. This will help minimise the chance of creating swirls during the wash process.

Sponges are a major contributor to the infliction of fine scratches or swirls. Therefore, Meguiar's® recommend using either a Lambswool Wash Mitt or Microfibre Wash Mitt. The wash mitt minimises the chance of creating swirls by lifting and trapping dirt within its pile unlike a sponge which works the grit against the paint. It is important to properly rinse the wash mitt every time it is dipped into the bucket, so that any loose grit is freed from the mitt and drops below the grit guard.

Once the vehicle has been washed, carry out a final rinse with a free-flowing stream of water. This will help create a sheeting effect, which will reduce the drying time. Any water that is left on the surface can be removed with a Water Magnet® or Supreme Drying Towel. Large microfibre drying towels give fast and spot free results, reducing the time it takes to dry your vehicle. Inner door edges should also be cleaned and dried, as water and dirt can also build up here.

**TIP:** Meguiar's® are frequently asked which is better, a synthetic towel or Natural Chamois. The Water Magnet® and Supreme Drying Towel are more durable in that they can be machine washed after use (do not use fabric softener). A Chamois must be carefully maintained to ensure it has a long life.

**TIP:** Meguiar's® Ultimate Detailer is a fantastic product to use as a drying aid. Simply spray the detailer on the paintwork whilst drying to help create that flawless finish. It is also the best product to remove light contaminants such as dust or bird dropping between washing.

**TIP:** Meguiar's® Heavy Duty Multi-Purpose Cleaner is a fantastic product to use as a pre-wash on the dirtiest areas of a car, such as the sills, lower front, behind the wheels and the rear.



## HYBRID CERAMIC WASH & WAX

Two unique liquids come together in the bucket for amazing results! Gently washes while adding an additional layer of Hybrid Ceramic SiO<sub>2</sub> protection. Slick, low-sudsing Hybrid Ceramic Wash gently lifts and washes away dirt & road grime. Hybrid Ceramic SiO<sub>2</sub> Boost instantly delivers water beading protection as you wash.

1.4ltr wash plus 236ml SiO<sub>2</sub> solution  
Product Code: G210256EU  
£35

## HYBRID WASH MITT

The ideal compliment to Meguiar's® Hybrid Ceramic Wash & Wax!

Each side is uniquely engineered for optimum performance. The orange washing side is a chenille microfibre that holds on to suds and gently washes away dirt and grime. The grey waxing side is a plush microfibre that absorbs the SiO<sub>2</sub> boost and helps to spread it evenly for maximum water beading protection.

Product Code: X210200EU  
£16.50





## ULTIMATE WASH & WAX

Meguiar's® legendary wax protection... while you wash! Clear coat safe carnauba & synthetic polymer technology in our most premium, conventional wash.

1.4ltr  
Product Code: G17748EU | £24  
473ml  
Product Code: G17716EU | £12



## GOLD CLASS™ SHAMPOO & CONDITIONER

Meguiar's® premium formula that washes and conditions your paint. Gently foams away dirt & grime.

1.89ltr  
Product Code: G7164EU | £24  
473ml  
Product Code: G7116EU | £12



## NXT GENERATION® CAR WASH

Our expertise in Engineered Synthetic Polymers (ESP) has provided us with the technology to create a completely synthetic car wash concentrate that loosens and emulsifies even the toughest dirt and road grime.

1.89ltr  
Product Code: G12664EU | £24  
532ml  
Product Code: G12619EU | £12



## ULTIMATE WATERLESS WASH & WAX

No water? NO PROBLEM!  
Safely wash & wax your car  
anywhere. WITHOUT WATER!

More than a detailer, our water  
spot-free formula removes  
grime without scratching!

768ml

Product Code: G3626EU | £20



## WASH PLUS+

Super concentrated formula  
for maximum cleaning. Gentle  
enough for regular washes, plus  
easily removes bugs, grime, tar  
& light scuff marks! Saves time!  
Apply directly to wash mitt.

709ml

Product Code: G25024EU | £22



## ULTIMATE SNOW FOAM

Engineered specifically for  
coated, waxed or sealed finishes,  
Meguiar's® Ultimate Snow Foam  
cleans without stripping protection.  
The intense foam clings & clings,  
gently loosening road grime.

1.89L

Product Code: G191564EU | £35

946ml

Product Code: G191532EU | £22



## ULTIMATE SNOW FOAM CANNON KIT

Meguiar's® Ultimate Snow Foam  
Cannon Kit contains both the  
Meguiar's® Snow Foam Cannon  
and the Extreme Cling Ultimate  
Snow Foam that when used  
in combination with a suitable  
pressure washer, combine to  
provide outstanding foaming  
action and excellent cling to gently  
help foam away dirt, road grime  
and contaminants. All without  
stripping your vital wax protection.

Product Code: G194000EU

£65



## BLUE BUCKET

Meguiar's® Blue Bucket, 5 US Gallon (19 litres) is designed to work with our Meguiar's® X3003 Professional Grit Guard. It is the perfect accessory to help wash and rinse your cars paint. The heavy duty bucket is of plastic construction with a printed black Meguiar's® logo and Hybrid Ceramic Logo.

Product Code: RG206 | £14

Bucket Lid

Product Code: RG204 | £6



## YELLOW BUCKET

Meguiar's® Yellow Bucket, 5 US Gallon (19 litres) is designed to work with our Meguiar's® X3003 Professional Grit Guard. It is the perfect accessory to help wash and rinse your cars paint. The heavy duty bucket is of plastic construction with a printed black Meguiar's® logo.

Product Code: RG203 | £14

Bucket Lid

Product Code: RG204 | £6



## GRIT GUARD

Helps prevent swirl marks inflicted during the wash process when small particles of dirt and debris are rubbed across the surface of the paint. Each time you dunk your wash mitt into the bucket to get more suds, rub it against the Grit Guard®. This will help remove the dirt and leave it at the bottom of the bucket. Suitable for use with all Meguiar's® buckets.

Product Code: X3003 | £16

## LAMBSWOOL WASH MITT

Our Lambswool Wash Mitt will pamper your paintwork and is ideal for sensitive finishes that mark easily. Gentle washing action of genuine lambswool is much better than sponges and conventional wash mitts – on the reverse side there is a special, non-abrasive bug remover.

Product Code: A7301 | £17





## DUO TWIST DRYING TOWEL

The Duo Twist Drying Towel is our most effective and best performing drying towel with duo twist microfibres that make this our most absorbent (& ultra-soft) drying towel yet! It is completely safe on all paint finishes

Microfibre: 1200gsm. Microfibre composition: 87% Polyester & 13% Polyamide. 50cm x 90cm

Product Code: X210400EU | £30



## WATER MAGNET® DRYING TOWEL

Meguiar's® Water Magnet® Drying Towel reduces drying time with less wring-outs by absorbing up to two times the water of traditional terry towels. The extra large 55cm x 76cm waffle texture wrings out easily and leaves a spot-free finish.

Product Code: X2000EU | £18



## NATURAL CHAMOIS

Meguiar's® 100% natural New Zealand sheepskin premium chamois leather offers unsurpassed thickness and is created through a premium 11 stage tanning process to deliver maximum absorbency and durability. 1.2 sq.metre (4 sq.ft)

Product Code: X2100 | £23



## SUPREME DRYING TOWEL XL

The Supreme Drying Towel with clear coat safe edging is the ultimate drying towel for your vehicle! Size of towel 55cm x 85cm. 1050gsm.

Product Code: X1905EU | £24

# WHEELS & TYRES

It is important before attempting to clean wheels that both the wheels and brake calipers are cool. Unlike other wheel cleaners make sure the wheel is dry when applying Meguiar's® Ultimate All Wheel Cleaner and do not spray directly onto the callipers, discs or tyres. Holding the bottle approximately 10-20 centimetres from the wheel and spray from the bottom up. This will prevent the product streaking. After leaving the wheel for 2-4 minutes, rinse off the residue thoroughly.

Stubborn stains may need agitating with either a wheel brush or wash mitt. Reapply the Meguiar's® Ultimate All Wheel Cleaner if necessary. To ensure the wheel is fully dry, wipe down the alloy with a microfibre towel.

**TIP:** If your wheels are only lightly covered in dirt, then you can use our Ultimate Waterless Wheel & Tyre. This easy to use waterless cleaner is safe on all kinds of wheels including powder coated wheels and will dress the tyres at the same time! Simply spray on the wheels and tyres, then wipe off the dirt with a Supreme Shine™ Microfibre Towel and allow the product on the tyre to dry leaving a satin dressed finish. Remove any excess residue from the tyre with a microfibre towel.

Clean wheels can now be waxed and sealed. With chrome and highly polished aluminium wheels Meguiar's® recommend the NXT All Metal Polish. It cleans and protects the wheel from the environment. For clear coated alloy wheels, a wax such as Ultimate Wax can be used to help protect the wheels and aid with the upkeep.

With regard to the tyres, apply a tyre dressing such as Meguiar's® Endurance® High Gloss Tyre Dressing with a Meguiar's® Tyre Dressing Applicator Pad to a dry tyre for mess free results. Alternatively, Hot Shine Tyre Dressing or Ultimate Tyre Shine can be used. These products can be sprayed directly onto tyres. Simply spray and walk away. They will protect, restore and dress the tyres.

**TIP:** Your tyre dressing will last longer if you properly clean and prepare the surface of the tyre first. Using a brush such as the Meguiar's® Versa Angle Wheel Face Brush with your wheel & tyre cleaner will remove dirt, grime and old tyre dressing.





## ULTIMATE WATERLESS WHEEL & TYRE

Advanced cleaners power through brake dust, road grime and dirt that accumulates from daily usage while UV blockers work to help protect your wheels and tyres from the elements.

709ml

Product Code: G190424EU | £20



## ULTIMATE ALL WHEEL CLEANER

Active gel quickly dissolves heavy brake dust turning purple as it goes to work. Tough on road grime and dirt, but not your wheels. Acid free and pH balanced - Safe for all wheel finishes!

710ml

Product Code: G180124EU | £20





## HOT RIMS™ WHEEL & TIRE CLEANER

Unique formula cleans both wheels & tyres, foaming away dirt & grime! Moderately aggressive formula for use on all factory coated or painted wheels.

710ml

Product Code: G9524EU | £16



## ULTIMATE TYRE SHINE FOAM

Thick, active foam powers through road grime for dark, even shine. Premium gloss enhancers & synthetic polymers provide a high gloss shine that lasts. A great choice for large sidewalls & off-road tyre.

538ml

Product Code: G210419EU | £17



## ENDURANCE® TIRE GEL

The Original! Meguiar's® Endurance® Tire Gel has long been the enthusiast's choice. Long-lasting shine remains for weeks, even through rain! Controlled application with no overspray, runs or drips.

473ml

Product Code: G7516EU | £17



## HOT SHINE™ REFLECT TIRE SHINE

Delivers a deep, black wet look shine yet when light hits your tyres you get a unique, sparkling shine. Proprietary technology reflects light for sparkling shine. Gives tyres a deep, black wet look that lasts for weeks.

425gms

Product Code G192215EU | £16



## HOT SHINE™ TIRE SPRAY

Meguiar's® Hot Shine™ high gloss, wet look shine. Gives your tyres that black, wet look. Highly water-resistant polymers keep tyres looking shiny, longer.

710ml  
Product Code: G12024EU | £18



## ULTIMATE TYRE SHINE COATING

Meguiar's® Ultimate Tyre Shine Coating is the highest gloss tyre shine Meguiar's® has to offer. With advanced synthetic polymer chemistry, this premium aerosol tyre shine delivers extreme, attention-grabbing depth with amazing shine and gloss.

425gms  
Product Code G192315EU | £17



## SUPREME WHEEL BRUSH

Supreme Wheel Brushes have thick microfiber heads with superior cleaning ability and are completely safe on ALL finishes and wheel types. Perfect for cleaning all wheel surfaces and long enough to reach through to the back of your wheels for that show car finish. Meguiar's® Supreme Wheel Brushes have no wire or other metal parts.

Large  
Product Code: X1901EU | £22  
Medium  
Product Code: X1902EU | £20

## SUPREME ANGLED WHEEL BRUSH

45-degree angled brush to make cleaning the barrels of your wheels easy! Thick microfiber pile head cleans gently and effectively and is completely safe for wheel cleaning on all wheel finishes including alloys, painted and chrome. No metal parts in the brush makes them 100% safe to use with no scratches Premium solid shaft for improved durability

Medium  
Product Code: X190700EU | £23

# CLEAN & PREP

Any above surface contaminants such as tree sap, industrial fall-out and tar can be removed using the Meguiar's® Clay. Use half a bar of clay (approx. 40grams). Work the clay in your hands making it malleable enough to fold into a disk about 5cm across. Ensure the clay and panel are well lubricated with Meguiar's® Quik Detailer® and work the clay from left to right, using fingertip pressure only. Once completed, the area worked should feel as smooth as glass.

After working each panel, you will find that the clay has safely removed the contaminants without scratching the paint surface. How much of the bonded contaminant the clay removes depends on the overall level of contamination? Keep folding the clay over and re shaping it until you no longer have a clean surface to work with.

When this is the case you must dispose of the clay and use a new piece. Remove any lubricant residue with a Supreme Shine Microfibre Towel. The clay is also suitable for glass, headlights, chrome and any high gloss surface.

To remove light scratches, oxidation and swirl marks by hand, Meguiar's® recommend using Ultimate Compound with a Meguiar's® Even Coat Microfibre Applicator Pad. Ultimate Compound contains Meguiar's® super micro abrasive technology which quickly removes stubborn oxidation, stains, light scratches, swirls, blemishes and other sub surface defects while polishing the surface to a mirror finish. Ultimate Compound is the perfect choice to prepare your paint surface for your favourite Meguiar's® polish & wax.

To remove light scratches, oxidation and swirl marks by machine, Meguiar's® recommend using a Dual Action Machine Polisher such as the Meguiar's® MT320. A DA polisher enables you to deliver flawless results time after time. Please see page 48 for additional details.

**TIP:** If you drop the clay on the floor, we advise you throw it away and start with a new clean clay bar.

**TIP:** To remove an isolated fine scratch by hand, try Meguiar's® Scratch X®. Work against the direction of the scratch in straight overlapping lines with a Meguiar's® Soft Foam Applicator. Nb. If you cannot catch your fingernail in the scratch, you should be able to remove the scratch. Hard to remove defects will probably need to be removed by a Dual Action Polishing Machine.

**TIP:** Alternatively, try Meguiar's® Scratch Eraser Kit with a household drill to quickly and easily erase light imperfections. Read the kit directions before use.





## HYBRID CERAMIC SYNTHETIC CLAY KIT

Remove bonded contaminants and protect in 1 step! Synthetic clay pad smooths paint while... Hybrid Ceramic Detailer leaves behind a layer of hybrid, SiO<sub>2</sub> ceramic protection.

Kit

Product Code: G200200EU | £42

## HYBRID CERAMIC PRE-WAX PREP

Hybrid Ceramic Pre-Wax Prep removes minor defects quickly with fine polishing agents while simultaneously feeding the paint with polishing oils, leaving the paint glossy and making colours pop! Additionally, it leaves behind a fine layer of Hybrid Ceramic protection that acts as the foundation for Meguiar's Hybrid Ceramic paint protection products! Feeling more like a wax than a traditional compound, it goes on smooth and wipes off with ease!

473ml

Product Code: G220416EU | £20

*Reflect Your Passion™* 19



## SMOOTH SURFACE™ CLAY KIT

Everything you need to create a smooth-as-glass surface. Makes waxing easier & longer lasting.

Kit contains: 3x 60g clay bars,  
1x 473ml Quik Detailer® & 1x  
Supreme Shine® Microfibre Towel.

Kit  
Product Code: G191700EU | £40



## QUIK CLAY DETAILING SYSTEM

Meguiar's® Quik Clay Starter Kit will quickly and safely restore a smooth-as-glass finish. Polishes and waxes then apply and wipe off in less time with dramatically improved results. Kit includes: 473ml Quik Detailer®, 1 individually wrapped 80g clay bar

Product Code: G1116EU | £29



## SMOOTH SURFACE™ CLAY BAR

Our replacement clay bar makes it convenient for you to replace just the clay contained in our clay kits. This non-abrasive clay bar safely, easily and instantly removes paint overspray, fallout, environmental contaminants and more, making waxing easier and more durable. 1 x 80g bar.

Product Code: G1001EU | £18



## QUIK DETAILER®

Meguiar's® Quik Detailer® is necessary to lubricate the surface whenever you clay your vehicle, and can be used by itself to maintain your vehicle's appearance. Removes harmful contaminants before they damage your paint finish.

473ml  
Product Code: A3316EU | £13





## ULTIMATE COMPOUND

Clear coat safe formula quickly & easily restores colour & clarity to abused & neglected finishes. Use by hand, with Meguiar's® Dual Action Polisher (MT320) or with Meguiar's® DA Power System (G3500).

450ml

Product Code: G17216EU | £19



## QUIK SCRATCH ERASER KIT

This kit includes Meguiar's® proprietary 4" Scratch Eraser Pad, Meguiar's® ScratchX® and a premium 40cm x 40cm microfibre towel. Using the power of your drill, the Scratch Eraser Pad maximises the ScratchX® formula to quickly erase fine scratches with minimum effort.

Product Code: G190200EU | £30



## SCRATCH-X™

The safe solution for removing isolated paint blemishes! Now with wax protection! Clear Coat safe. Quickly removes fine scratches, fingernail marks, paint transfer & car parking scuffs.

207ml

Product Code: G10307EU | £16



## DEEP CRYSTAL™ STEP 1 PAINT CLEANER

This non abrasive paint cleaner has been improved to deliver even stronger performance with no chemical odour. It safely removes road grime, surface contamination, light oxidation swirls and light scratches to restore damaged and dull finishes.

473ml

Product Code: A3016EU | £17



# POLISHING

To generate additional gloss, use Meguiar's® Ultimate Polish. It is a pure polish that have been specially formulated to create a dazzling, high gloss, 'wet look' finish. It can be applied by hand with a Meguiar's® Even Coat Applicator Pad or by machine with a polisher such as the Meguiar's® MT320 Dual Action Machine Polisher and a Meguiar's® Soft Foam Polishing Pad. Once the polish has been worked into the paint, remove any residue with a Supreme Shine™ Microfibre Towel.

To remove light scratches, oxidation and swirl marks by machine, Meguiar's® recommend using a Dual Action Machine Polisher such as the Meguiar's® MT320. A DA polisher enables you to deliver flawless results time after time. Please see page 48 for additional details.

**TIP:** The Ultimate Polish should not be allowed to fully dry and must be removed whilst still damp. By using the polish, you are not sealing the paint. The gloss created by a pure polish must be sealed with a wax.

**TIP:** The Ultimate Polish should not be allowed to fully dry and must be removed whilst still damp. By using the polish, you are not sealing the paint. The gloss created by a pure polish must be sealed with a wax.





## ULTIMATE POLISH

The final step before waxing for maximum gloss & reflectivity. Rich polishing oils add a deep, rich wet look to paint. Eliminates fine swirls, perfecting the paint prior to waxing.

473ml

Product Code: G19216EU | £19



## DEEP CRYSTAL™ STEP 2 POLISH

A pure polish that conditions and nourishes the paint and is the secret to creating an awesome, deep, wet-look shine.

473ml

Product Code: A3116EU | £17

## THE DETAILING GUIDE... STEP 4

# WAX & PROTECT

After applying a polish, you need to apply a protective product such as Meguiar's® Ultimate Wax that will provide protection against oxidation, corrosion, UV rays and surface degradation. Starting on the bonnet, apply the Ultimate Wax to the applicator pad, ensuring you use very small amounts. A blob of product the size of a one-pound coin on the applicator pad will be enough to cover half a bonnet on most cars. Allow the wax to fully dry and then remove with a Supreme Shine™ Microfibre Towel. Ultimate Quik Wax® can be used as a top up spray wax from time to time to deliver a quick and easy high gloss finish.

The new Hybrid Ceramic range offers protection and durability beyond conventional wax, with extreme water beading action. The Hybrid Ceramic Liquid Wax is the most durable product option whilst the Hybrid Ceramic Spray Wax offers the quickest and easiest application. Just spray on a clean wet car, then rinse off and dry! It's that easy! No rubbing, curing, buffing or mess. Ceramic Made Easy.

**TIP:** Use the swipe test to check the wax has fully dried and is ready to remove. After leaving the wax 10-15 minutes on the panel, swipe your finger across an area that has been waxed. If the wax residue comes off cleanly with your finger it is ready to remove. If it smears it needs to be left a little longer.







## HYBRID PAINT COATING

A feat of modern chemistry. The durability of a coating that's easy to apply! Proprietary Hybrid Polysiloxane formula is our most chemically resistant & durable protection. Advanced, TrueCure Technology cross links the coating to the paint for maximum bonding. Creates a slick, water beading surface that makes routine washing easier!

Kit  
Product Code: G210300EU | £70



## HYBRID CERAMIC LIQUID WAX

Meguiar's® sophisticated hybrid ceramic chemistry makes this product as easy to apply as an ordinary liquid wax, producing a slick, protective, water beading layer that seals your paint from the environment.

473ml  
Product Code: G200416EU | £35



## HYBRID CERAMIC WAX

Just spray on, then rinse off? YES! IT'S THAT EASY! No rubbing, curing, buffing or mess. Conventional? No. Sensational? YES! Advanced SiO2 hybrid technology. It's ceramic, made easy!

768ml  
Product Code: G190526EU | £27



## 3 IN 1 WAX

This unique formula cleans, polishes and protects, delivering amazing results All in one simple step! Advanced abrasive technology quickly and safely removes swirls, water spots and other in paint blemishes. Rich polishing oils add depth, colour and fullness of gloss and shine.

473ml  
Product Code: G191016EU | £35



## ULTIMATE WAX

For depth of colour, high gloss and true reflections then our Ultimate Wax is for you. Our most advanced, pure synthetic hydrophobic wax.

473ml Liquid

Product Code: G210516EU | £40

227gms Paste

Product Code: G210608EU | £40



## ULTIMATE QUIK WAX®

Wax your car in just 15 minutes, with protection that lasts weeks! Revolutionary, synthetic, non-whitening formula produces amazing results in just minutes, even in full sun. Spray on, wipe off, and then marvel at the shine!

473ml

Product Code: G200916EU | £18



## GOLD CLASS™ CARNAUBA PLUS PREMIUM QUIK WAX®

Sun-safe formula makes black cars blacker & adds gloss to all colours. Premium carnauba/polymer blend for a dark, wet-look shine.

473ml

Product Code: G7716EU | £15



## GOLD CLASS™ CARNAUBA PLUS PREMIUM WAX

Premium carnauba wax that's polymer fortified. Improved formula leaves deeper reflections and a brilliant shine.

473ml Liquid

Product Code: G7016EU | £35

311gms Paste

Product Code: G7014EU | £35





## DEEP CRYSTAL™ STEP 3 CARNAUBA WAX

Delivers long lasting carnauba wax protection which will preserve the shine. Goes a long way and is easily applied and removed.

473ml

Product Code: A2216EU | £25



## NXT GENERATION® TECH WAX® 2.0

Tech Wax® 2.0 increase surface tension with hydrophobic polymers creating a barrier that makes water bead up and glide right off, wash after wash.

Liquid 532ml

Product Code: G12718EU | £35

311gms Paste

Product Code: G12711EU | £35



## CLEANER WAX

Meguiar's® versatile, 1-step wax cleans, polishes & protects. Cleans your paint while removing light oxidation & swirls. Rich conditioning oils polish & wax protects.

473ml

Liquid Product Code: A1216EU | £23



## THE DETAILING GUIDE... STEP 5

# MAINTAIN

It is easy to keep that "just waxed" look every day by frequently using a mist & wipe product like Meguiar's® Gold Class High Gloss Premium Quik Detailer or Ultimate Quik Detailer. Regular maintenance removes contaminants before they have time to bond to or etch into your paint finish. This is the missing link between washing and waxing that dramatically extends the durability of your car wax. Remove the detailer residue with a Supreme Shine Microfibre Towel. Gold Class High Gloss Premium Quik Detailer will maintain a deep rich shine between waxes. Ultimate Quik Detailer leaves an ultra-slick, ultra-dark finish that has greater durability. This wax enhancing detailer creates high surface tension which adds protection and generates water beading.

**TIP:** Meguiar's® Quik Detailer can be used as lubricant for the clay. Meguiar's Ultimate Quik Detailer should NOT be used as a lubricant for clay.

**IP:** Meguiar's® Hybrid Ceramic Detailer can be used as a lubricant for the Meguiar's synthetic clay pad whilst it also offers the most durable protection from a spray detailer.





## HYBRID CERAMIC DETAILER

Spray on, wipe off Hybrid Ceramic protection. Removes dust & light contaminants. Enhances waxes, coatings & sealants.

768ml

Product Code: G200526EU | £24



## ULTIMATE QUIK DETAILER®

Our most sophisticated & technologically advanced detailer. Safely removes dust and surface contaminants in-between washing.

Hydrophobic Polymer Technology darkens the finish, adding protection and water beading.

709ml

Product Code: G201024EU | £20



## GOLD CLASS™ HIGH GLOSS QUIK DETAILER®

Keeps black cars blacker & maintain a deep, rich, high gloss shine on all colours!

Quickly adds darkness & gloss for a super slick finish.

473ml

Product Code: G7616EU | £15



## QUIK DETAILER®

Meguiar's® Quik Detailer® maintains your vehicle's appearance & is necessary to lubricate the surface whenever you clay your vehicle.

Removes harmful contaminants before they damage your paint finish.

473ml

Product Code: A3316EU | £13

THE DETAILING GUIDE...

# PERFECT INTERIORS

Modern vehicle interiors are made from many different materials including plastic, rubber, leather, fabric, alcantara, carpet and glass. It is important that the most appropriate product is used for the specific surface. A versatile product is the Meguiar's® Quik Interior Detailer which cleans and protects most of the interior surfaces. Simply apply to a Supreme Shine™ Microfibre Towel and gently work over the surface. Turn the towel over to a clean surface and remove any excess residue to leave the finish as originally supplied.

Interior plastics should be treated at least twice a year, to clean and protect them. Meguiar's® Ultimate Interior Detailer™ contains UV protectants to help reduce the drying and fading effects of the sun. To apply this product, spray a small amount onto a Supreme Shine™ Microfibre Towel and work across the area. Turn the towel over to a clean surface and remove any excess residue to leave a satin finish.

Meguiar's® Carpet & Interior Cleaner is ideal for removing the most stubborn contamination on fabric without discolouring the surface. Before applying the cleaner, first ensure that any loose dirt and dust has been vacuumed. Apply the cleaner directly to the surface and leave for approximately 30 seconds, then work over with a Supreme Shine™ Microfibre.

Meguiar's® Carpet & Fabric Re-Fresher removes offending odours forever using permanent odour encapsulating technology pioneered and perfected by Meguiar's®. Spray the Meguiar's® Carpet & Fabric Re-Fresher approximately 30cm from the fabric/material. For best results leave to sit overnight.

Leather seats and trim should be cleaned and conditioned at least twice a year. Meguiar's® Gold Class™ Rich Leather 3in1 offers safe cleaning, conditioning and protection without using harmful or harsh solvents. Before applying this product, it is important the area has been vacuumed to

ensure all loose dirt has been removed. Once this has been completed, apply the Leather 3in1 with an Even Coat Applicator Pad and work in for approximately 1 minute. Once complete, wipe off any residue with a Supreme Shine™ Microfibre Towel.

**TIP:** For more delicate surfaces such as roof liners, dampen a microfibre towel and apply a small amount of Carpet and Interior Cleaner to it. Once cleaned, flip over the microfibre and buff off any residue. This will help avoid tide marks.

**TIP:** For odour elimination, Meguiar's® also has a range of one time use aerosol Whole Car Air Re-Freshers that are circulated throughout the car by the ventilation system.





## ULTIMATE INTERIOR SHINE PROTECTANT

Ultimate Interior Shine Protectant creates a rich, dark, and durable high gloss finish on unpainted vinyl, plastic, and rubber surfaces. This premium protectant spreads easily without streaking and creates a dark, high gloss shine that improves the appearance of surfaces like dashboards, door panels, consoles, tires, wheel wells, and exterior trim.

473ml

Product Code: G220216EU | £17



## ULTIMATE INTERIOR DETAILER™

Cleans & protects ALL interior surfaces. Dries fast to a non-greasy, satin finish. Provides superior UV protection.

450ml

Product Code: G16216EU | £16



## QUIK INTERIOR DETAILER™ CLEANER

Safely cleans & enhances all interior surfaces. Restores & protects the original appearance leaving all surfaces with a factory finish.

473ml

Product Code: G13616EU | £14

25 wipes

Product Code: G13600EU | £10



## NEW CAR SCENT PROTECTANT

Meguiar's® New Car Scent Protectant helps car owners save on time by gently cleaning and protecting vinyl, rubber, and plastic surfaces on the interior while leaving behind a refreshing New Car Scent that even eliminates unwanted odours.

473ml

Product Code: G4216EU | £14



## NATURAL SHINE PROTECTANT

Restore natural colour & shine to vinyl, rubber & plastic. Non-greasy formula cleans, shines & protects.

473ml

Product Code: G4116EU | £14



## SUPREME SHINE™ HIGH GLOSS PROTECTANT

Superior hi-shine protection to preserve vinyl, rubber & plastic. Non-greasy formula cleans, shines & protects.

473ml

Product Code: G4016EU | £14



## CARPET & FABRIC RE-FRESHER

Instantly removes even the toughest odours - smoke, pet accidents & more! Make your vehicle smell fresh & clean anytime. Leaves behind a pleasant New Car scent!

709ml  
Product Code: G180724EU | £16



## CARPET & INTERIOR CLEANER

Unlike ordinary household cleaners, Meguiar's® Carpet and Interior Cleaner lifts the most stubborn contamination without discolouring the surface. It removes stains forever.

473ml  
Product Code: G9416EU | £14



## ULTIMATE LEATHER DETAILER

Quickly cleans & conditions. Provides durable polymer & UV protection. Creates a rich, satin finish without a greasy look or feel.

473ml  
Product Code: G201316EU | £17



## GOLD CLASS™ RICH LEATHER 3 IN 1

Complete leather care in one easy step. Cleaner - Conditioner - Protectant. Premium conditioners nourish leather for a supple feel & look.

400ml  
Product Code: G17914EU | £17





## GOLD CLASS™ LEATHER & VINYL CLEANER

Safely removes tough grime & stains on leather and vinyl surfaces. Creates 'like-new' clean appearance while revitalising leather and vinyl.

473ml

Product Code: G18516EU | £15



## GOLD CLASS™ LEATHER CONDITIONER

Combines aloe & moisturising oils for superior conditioning. UV protection helps prevent against aging.

473ml

Product Code: G18616EU | £15



## ULTIMATE LEATHER BALM

Unique, premium leather balm formula cleans, conditions & protects in one easy step. Formulated using natural ingredients for the Ultimate in leather care.

160gms

Product Code: G18905EU | £21



## WHOLE CAR AIR RE-FRESHER

Easy, one time use fogger permanently\* removes foul odours. Moves through vent system. Leaves behind a pleasant scent.

59ml New Car Scent: G16402EU  
59ml Summer Breeze: G16602EU  
59ml Black Chrome: G181302EU  
59ml Fiji Sunset Scent: G201502EU  
£15 each

\* Meguiar's® Re-Fresher technology permanently removes existing bad odours through chemical bonding at a molecular level.



THE DETAILING GUIDE...

# OTHER SURFACES

Detailing your vehicle always comes down to the finer details. Now that you have restored and protected your paint, what do you do with all the other surfaces. Well, Meguiar's® has this covered.

Meguiar's® Ultimate Black will bring back to life any faded and tired looking rubber, plastic or vinyl exterior trim, regardless of the colour. This special formula will also last through rain storms and multiple washing without leaving black streaks.

Our range of Headlight Restoration Kits will address any oxidation, yellowing or fine scratches in plastic headlights. The Two Step Headlight Restoration Kit offers protection for up to a year in addition to restoring the clarity of the headlights.

The Perfect Clarity™ Glass Cleaner has been specially formulated to deliver the best clarity through the toughest dirt and grime. It is suitable on all tinted windows and is ammonia free. Simply spray the glass cleaner onto the window and wipe over with a Supreme Shine™ Microfibre Towel.

**TIP:** NXT All Metal Polish is great for polished, aluminium, chrome and stainless steel. It is formulated to quickly cut through oxidation, stains, and swirls that leaves you with a mirror-like finish without micro marring or swirling.







## HYBRID CERAMIC TRIM RESTORER

Hybrid Ceramic Trim Restorer utilizes advanced SiO2 technology to create restored darkness and shine to exterior trim pieces while delivering durability that lasts against the elements. The perfect solution to revitalize surfaces, add a dark rich shine, and offer much-needed hybrid ceramic protection to defend against the sun and elements

473ml

Product Code: G220316EU | £19



## ULTIMATE BLACK PLASTIC RESTORER

Brings new life to all exterior plastic, vinyl & trim. Make trim & plastic look like new. Suitable for all molded plastics.

355ml

Product Code: G15812EU | £16



## HEAVY DUTY MULTI-PURPOSE CLEANER

Meguiar's® Heavy Duty Multi-Purpose Cleaner is strong enough to clean away the dirt and grime from those dirty exterior and interior surfaces restoring that like-new appearance your vehicle deserves.

709ml

Product Code: G180224EU | £18



## HEAVY DUTY FOAMING BUG REMOVER

Professional strength, clear coat safe technology. Tough on bugs, easy on paint & all exterior surfaces. Powerful foaming action loosens stubborn bugs.

444ml

Product Code: G180515EU | £15



## PERFECT CLARITY™ GLASS CLEANER

Pro-strength for quick & easy cleaning against bugs, tree sap, smoker's film & bird droppings. Safe for use on all tinted windows.

473ml

Product Code: G8216EU | £13



## PERFECT CLARITY™ GLASS POLISHING COMPOUND

Safely removes bonded contaminants such as pollution, oily residue and water spots that normal glass cleaners leave behind.

235ml

Product Code: G8408EU | £17



## PERFECT CLARITY™ GLASS SEALANT

Relentlessly repels rain whilst increasing clarity and making glass easier to clean.

118ml

Product Code: G8504EU | £17



## PLAST-RX CLEAR PLASTIC CLEANER & POLISH

This easy to use, rich formula quickly restores optical clarity to both rigid and flexible clear plastics. Cutting-edge advancements in Meguiar's® exclusive Microscopic Diminishing Abrasive Technology (MDAT) easily removes oxidation, chemical degradation, contamination, stains and light surface scratches.

296ml

Product Code: G12310EU | £15



## KEEP CLEAR HEADLIGHT COATING

Keep Clear Headlight Coating is a proprietary spray coating that helps to improve and maintain optical clarity on freshly cleaned or restored headlights for up to a year. This unique formula provides durable UV protection and comes in an easy-to-use aerosol spray application. So, whether you've just restored your headlights or you just want to keep your new headlights looking new, Keep Clear Headlight Coating will give you the long-lasting clarity you're looking for.

118ml

Product Code: G17804EU | £17



## HEADLIGHT RESTORATION KIT

This Restoration Kit effectively removes fine scratches, surface contaminants, oxidation, cloudiness and yellowing, leaving plastics brilliantly clear and polished from headlights, brake lights & plastic convertible windows

Product Code: G1900KEU | £30



## TWO STEP HEADLIGHT RESTORATION KIT

Easiest way to restore clarity to oxidised headlights. No drill required. Simply clean & coat to restore clarity to oxidised & yellowed headlights. Protects against re-oxidation for 12 months.

Kit

Product Code: G2970EU | £40





## CONVERTIBLE TOP CLEANER

Quick, effective and easy cleaning of all canvas, cloth, mohair and vinyl tops. This dedicated cleaner safely removes contaminants and stubborn stains like hard water, bird droppings and oil without drying out convertible tops.

473ml  
Product Code: G2016EU | £19



## NXT GENERATION® ALL METAL POLISH

NXT Generation® All Metal Polish cleans, polishes and protects all wheels, stainless steel exhausts, chrome air intakes and valve covers, aluminium, brass, copper, silver and all other bright-work components.

142gms  
Product Code: G13005EU | £15



## ENGINE CLEAN

The safe and fresh smelling formula quickly lifts away dirt, grease and grime from all engine bay materials. The biodegradable formula penetrates and cleans even the hardest to reach areas.

473ml  
Product Code: G14816EU | £16



## ENGINE DRESSING

The dressing safely restores and protects engine bay materials for a like new appearance. It provides long-lasting protection in a non greasy, skin safe solvent free dressing.

473ml  
Product Code: G17316EU | £16

THE DETAILING GUIDE...

# ACCESSORIES

Have you ever heard of the phrase "the right tool for the job"? At Meguiar's®, our line of brushes, towels, mitts and applicators allow our cleaning and protection products to work at their best. Microfibre for example are not all created equal and our Supreme Shine™ Microfibre Towels are a cut above the rest, making polishing and waxing that much easier.

Have you tried our Supreme Wheel Brushes? No metal components and thick microfibre heads ensure both a safe and highly effective wheel cleaning experience.

**TIP:** All our microfibre towels and mitts can be machine washed with regular washing detergent. To maintain their best performance, do not use Fabric Conditioner as it can clog the microfibre.



## KIT BAG

2 interior net pockets and a larger front pocket, with embroidered Meguiar's® logo and velcro foot. Dimensions 35cm x 30cm x 24cm

Product Code: ST015 | £30



## LARGE KIT BAG

2 medium pockets each end of the bag and 1 large pocket at the front, with embroidered Meguiar's® logo, velcro foot, and comfort padded carry strap. Dimensions 50cm x 30cm x 30cm

Product Code: ST025 | £60



## SOFT SHELL CASE

3 interior net pockets and 3 elastic straps to securely store 6 products with space for up to 10 products with an internal compartment for accessories. Removable padded carry strap or handheld options. Rubber embossed logo. Dimensions 39cm x 32cm x 18cm

Product Code: ST045 | £50



## LAMBSWOOL WASH MITT

Our Lambswool Wash Mitt will pamper your paintwork and is ideal for sensitive finishes that mark easily. Gentle washing action of genuine lambswool is much better than sponges and conventional wash mitts – on the reverse side there is a special, non-abrasive bug remover.

Product Code: A7301 | £17



## MICROFIBRE WASH MITT

Meguiar's® Microfibre Wash Mitt is the ultimate choice for show car perfect finishes. The clear coat safe, extra thick microfibre lifts and traps dirt and grime for a brilliant, swirl-free finish. The comfort-fit cuff and soft inner lining make this wash mitt a pleasure to use.

Product Code: X3002EU | £13.50



## SUPREME SHINE™ MICROFIBRE TOWELS

Meguiar's® Supreme Shine™ is an incredibly plush microfibre towel for producing swirl free, mirror-like results. The thick, deep, dual-sided microfibre pile absorbs three times more than traditional terry towels providing faster wipe off with less efforts.

1 Pack Product Code: X2010EU £8

3 Pack Product Code: X2020EU £17

6 Pack Product Code: X2035EU £28



## DUO TWIST DRYING TOWEL

The Duo Twist Drying Towel is our most effective and best performing drying towel with duo twist microfibres that make this our most absorbent (& ultra-soft) drying towel yet! It is completely safe on all paint finishes

Microfibre: 1200gsm. Microfibre composition: 87% Polyester & 13% Polyamide. 50cm x 90cm

Product Code: X210400EU | £30





## SUPREME DRYING TOWEL XL

The Supreme Drying Towel with clear coat safe edging is the ultimate drying towel for your vehicle! 55cm x 85cm, 1050gsm pile.

Product Code: X1905EU | £24



## SUPREME FINISHING TOWEL

Perfect for removing wax, the Finishing Towel is 30cm x 50cm, 1050gsm pile helping your bodywork remain swirl free.

Product Code: X1906EU | £14



## WATER MAGNET® DRYING TOWEL

Meguiar's® Water Magnet® Drying Towel reduces drying time with less wringing-outs by absorbing up to two times the water of traditional terry towels. The extra large 55cm x 76cm waffle texture wrings out easily and leaves a spot-free finish.

Product Code: X2000EU | £18



## PERFECT CLARITY™ GLASS TOWEL

Unique glass towel for superior results. Creates a streak-free, lint-free finish. Quickly removes glass cleaners. Ideal for use on interior & exterior glass & mirrors. The towel is 40.6cm x 40.6cm.

Product Code: X190301EU | £12



## VERSA-ANGLE WHEEL FACE BRUSH

These super-soft bristles will not scratch your wheel and the varied angle handle is specifically engineered to match every wheel contour. The reversible quick-change handle varies the brush angle for excellent comfort and maximum cleaning.

Product Code: X1025EU | £30



## CARPET & INTERIOR BRUSH

Two brushes in one! Yellow bristles are stiffer for agitating more stubborn stains. Orange bristles are softer and suitable for cleaning carpets, fabrics, and plastics.

Easy to use shape to fit the palm of your hand carpet and interior cleaning. A must-have carpet & interior car cleaning accessory

Product Code: X1000EU | £16



## MULTI-PURPOSE BRUSH

The perfect 'multi-purpose' brushes. Soft synthetic bristles make these brushes safe to use for all your detailing jobs from dusting the interior vents to cleaning the exterior badges on the car.

Product Code:  
Medium: X210500EU | £10  
Large: X210600EU | £12



## VERSA ANGLE BODY DUSTER

Safely and quickly remove light dust with this paraffin coated duster. Detachable handle saves storage space. Lightweight and easy to use.

Product Code: X1180EU | £40



## DASH & TRIM INTERIOR DETAILING BRUSH

Easily adjusted for interior or exterior use. This clever brush is designed to replace the need for multiple brushes with our multi-positioning, slide-lock collar, which is safely wrapped in rubber to prevent scratching. The long bristles are ideal for vents and interior detailing, whilst the short bristles are great for exterior mouldings.

Product Code: X2001EU | £14



## TRIPLE DUTY DETAIL BRUSH

Provides three unique bristle sets for fine detailing. The shorter bristles are ideal for use on trim and mouldings, while the longer bristles are great for reaching tight areas. The unique end bristles provide access to hard-to-reach areas

Product code : X1130EU | £11



## HAIR & FIBRE REMOVAL BRUSH

Quickly and efficiently remove pet hair and lint from carpet and upholstery. As the bristles of the Extractor brush along the surface, a small static-electric charge is produced to draw the hair and fibres into the brush. The long bristles are ideal for carpet and deep pile while the short bristles work great on upholstery.

Product code : X1140EU | £13



## DETAILING SWABS

Ten each of two different-sized swabs let you wipe away grime and debris, apply product efficiently and remove residue from your vehicle's many recesses.

Product Code: G301 | £16





## SOFT FOAM APPLICATOR PADS

Ultra soft foam for applying waxes, ensuring an evenly, smooth application. Tight cell foam guarantees efficient product transfer. Pad is washable and reusable.

2-pack

Product Code: X3070 | £6



## EVEN COAT MICROFIBRE APPLICATOR PADS

Ultra soft microfibre pads for applying waxes, ensures evenly, smooth application. Thick microfibre evenly distributes pressure for even application. Pad is washable and reusable.

2-pack

Product Code: X3080EU | £8



## TYRE DRESSING APPLICATOR PAD

Meguiar's® Tyre Dressing Applicator Pad has been ergonomically designed for ease and accuracy of product application. The soft foam pad with contoured grip keeps hands mess free and is ideal for all tyres. Includes a protective sleeve for cleaner storage.

Product Code: X3090 | £8.50



## SUNLIGHT 3+ DETAILER INSPECTION LIGHT

Perfect for finding high spots when applying a coating or making sure all below surface defects are removed, this unique co-branded Meguiar's® & Scangrip inspection light features one-of-a-kind functionality that elevates Sunmatch 3+ to the next level. A Unique and exclusive, separate stepless dimmer system for both light output and colour temperature combines with convenient memory function allowing for instant on/off without searching for settings. All packaged in a rugged, durable aluminium alloy casing.

Product Code: MT103 | £160



## DA POWER SYSTEM TOOL

Start getting pro results at home with the revolutionary Meguiar's® DA Power System that attaches to your drill. Great for compounding, polishing, waxing, and more! Wax your vehicle in less than 30 minutes.

Product Code: G3500INT | £80



## DA POWER SYSTEM COMPOUND PADS

Easily restore colour and clarity to abused and neglected paint finishes. Remove oxidation, scratches, water spots and other paint defects with ease.

Product Code: G3507INT | £27.50



## DA POWER SYSTEM POLISHING PADS

The final step before waxing for maximum deep rich paint. Remove fine swirls, while adding deep gloss and rich dark colour.

Product Code: G3508INT | £27.50



## DA POWER SYSTEM WAXING PADS

Quickly add durable, long lasting protection for the ultimate show car finish. Add protection, shine and brilliant reflections in as little as 30 minutes.

Product Code: G3509INT | £27.50

# MACHINE POLISHING

Whether you're a seasoned professional or casual user who wants to achieve quality, swirl-free results, this is the tool for you. The Meguiar's® Dual Action Polisher greatly reduces the amount of time it takes to apply paint compounds, polishes and protection products and produces results far superior to applying these products by hand. And because of its dual action – rotary and orbital, you never have to worry about burning the paint. It is important to remember that much deeper defects, where the scratch has gone through the clear coat, will not be able to be removed. If you can catch your finger nail in the scratch, we suggest seeking professional advice. Ensure that the vehicle is thoroughly washed and dried before attempting to machine polish. If there are above surface contaminants, remove these with the Clay Detailing systems covered in section 2. This will ensure that the defects can be correctly assessed, and as a result the correct product can be chosen.


It is advisory to tape over any plastic trims and bumpers so that they remain clean. Before the application of the product to the DFC5 Red Cutting Pad, prime the pad with the Ultimate Compound itself. Then apply additional product in a X shape before starting compounding.

**TIP:** All the work shown here should be carried out on cool paintwork and in a suitable work space. All the techniques mentioned can be applied to any other types of paint or gel coat. The better the lighting, the clearer you can see any defects. It is also important to remember to put the cable over your shoulder to prevent it dragging across the paintwork.

The machine should always be started and stopped whilst sitting on the paintwork as this will avoid product splatter. It is best to work on small areas rather than trying to tackle the

whole vehicle in one go. Work an area approximately 50cm X 50cm and use slow overlapping movements, until the product has turned to a haze. Wipe away the residue with a Supreme Shine™ Microfibre, and if necessary, apply some Quik Detailer® to the panel if the product is starting to dry and is difficult to remove. Re-examine the defect and repeat until fully removed. There is no need to apply any pressure to the head of the machine, just use the handle to guide and steady the Meguiar's® Dual Action Polisher. The following diagrams indicate the best application movements using your Meguiar's® Dual Action Polisher.


1. Start working the product in overlapping horizontal movements.
2. Continue the overlapping in a vertical direction.
3. After completing steps 1 & 2 the panel should resemble the grid above.
4. A third application will go even further to ensure fuller defect removal.



Once the defects have been removed, it is important to then polish and protect the paintwork by applying a polish and then a wax. Use Ultimate Polish with a DFP5 Yellow Polishing Pad followed by the Ultimate Wax with the DFF5 Black Finishing Pad. The wax can be applied to the entire car in one go. Allow the wax to fully dry and buff off with a Supreme Shine™ Microfibre Towel.

**TIP:** When applying a wax with the MT320 Dual Action Polisher only moderate pressure is required (the dead weight of the machine). Use a lower speed setting for wax application as indicated on the opm guide on the machine.







## MT320 DA POLISHER

Wide 3000 – 7500 OPM speed range for maximum control. 8mm throw optimised for compounding, polishing and waxing on both large surfaces & in tighter contours. Digital Torque Management ensures proper torque to maintain pad speed under load.

Tool Only  
Product Code: MT320UK – £315

Tool & Pads  
Product Code: MT320PADKIT – £350

Tool, Pads & 3 Step Ultimate Range  
Product Code MT320ULTKIT – £400

A black dual action polisher with a grey handle and a black body. Three circular discs are shown in the center: a red one on the left, a yellow one in the middle, and a grey one on the right. The background is black with yellow diagonal stripes on the left and right sides.

# MT320

PROFESSIONAL  
DUAL ACTION POLISHER

## HOW TO USE OUR DA POLISHER...

### Swirl & Defect Removal

Set the machine to between 4800 & 5800 OPM combined with our Soft Buff Foam Cutting or Soft Buff Foam Polishing Discs

### Polishing & Waxing

Set the machine to between 3800 & 4800 OPM combined with our Soft Buff Foam Polishing or Soft Buff Foam Finishing Disc

## SOFT BUFF FOAM CUTTING DISC

Improved foam technology cuts through moderate surface defects with no swirls.

Low profile design for advanced cutting results.

5"

Product Code: DFC5 | £20

6"

Product Code: DFC6 | £21

## SOFT BUFF FOAM POLISHING DISC

Improved foam technology eliminates minor surface defects while restoring gloss with no swirls.

Low profile design for advanced cutting and finishing results.

5"

Product Code: DFP5 | £20

6"

Product Code: DFP6 | £21

## SOFT BUFF FOAM FINISHING DISC

Quickly applies a thin, even layer of your favourite liquid or paste wax with uniform coverage.

Low profile design for advanced finishing results.

5"

Product Code: DFF5 | £20

6"

Product Code: DFF6 | £21





# THE ULTIMATE FAMILY





**CERAMIC  
MADE EASY!**





*Reflect Your Passion™*

**MEGUIAR'S® UK**

3 LAMPORT COURT, HEARTLANDS  
DAVENTRY, NORTHAMPTONSHIRE NN11 8UF  
T: 0870 2416696 E: UKORDERS@MEGUIARS.COM

**WWW.MEGUIARS.CO.UK**



@MEGUIARSUK